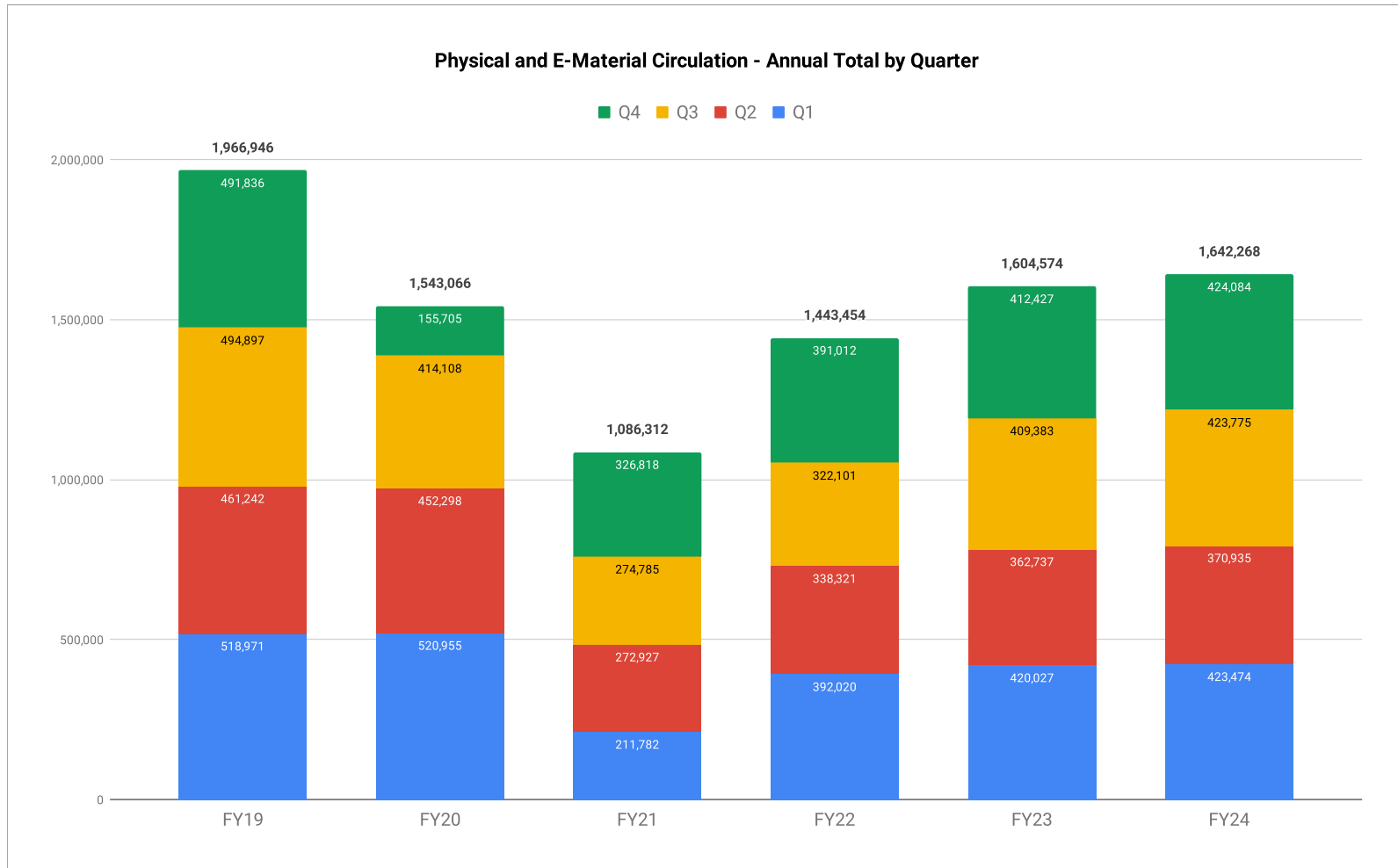


# Central Rappahannock Regional Library

## Annual Circulation Summary Report

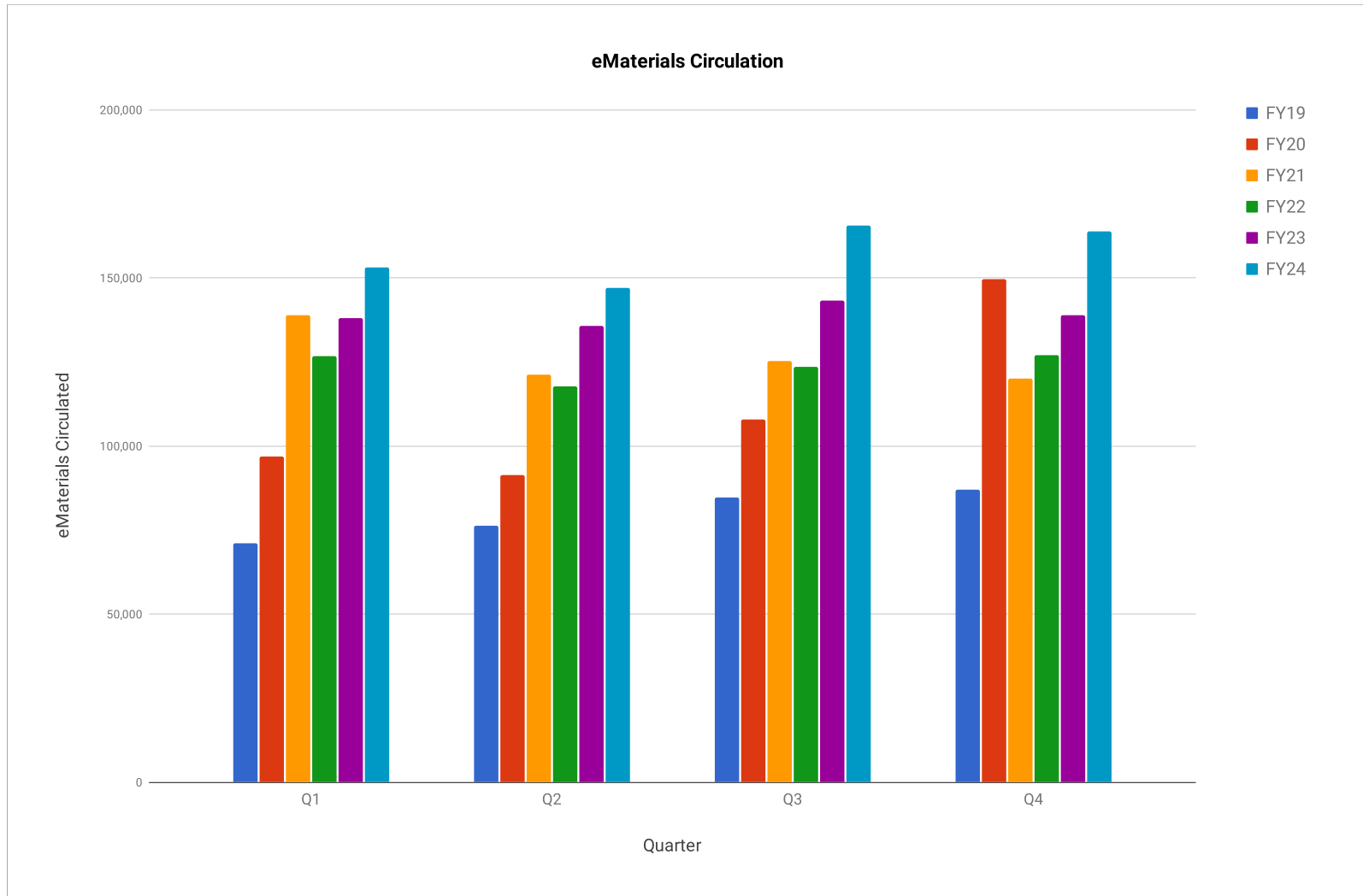
### FY24

### Combined Circulation Report



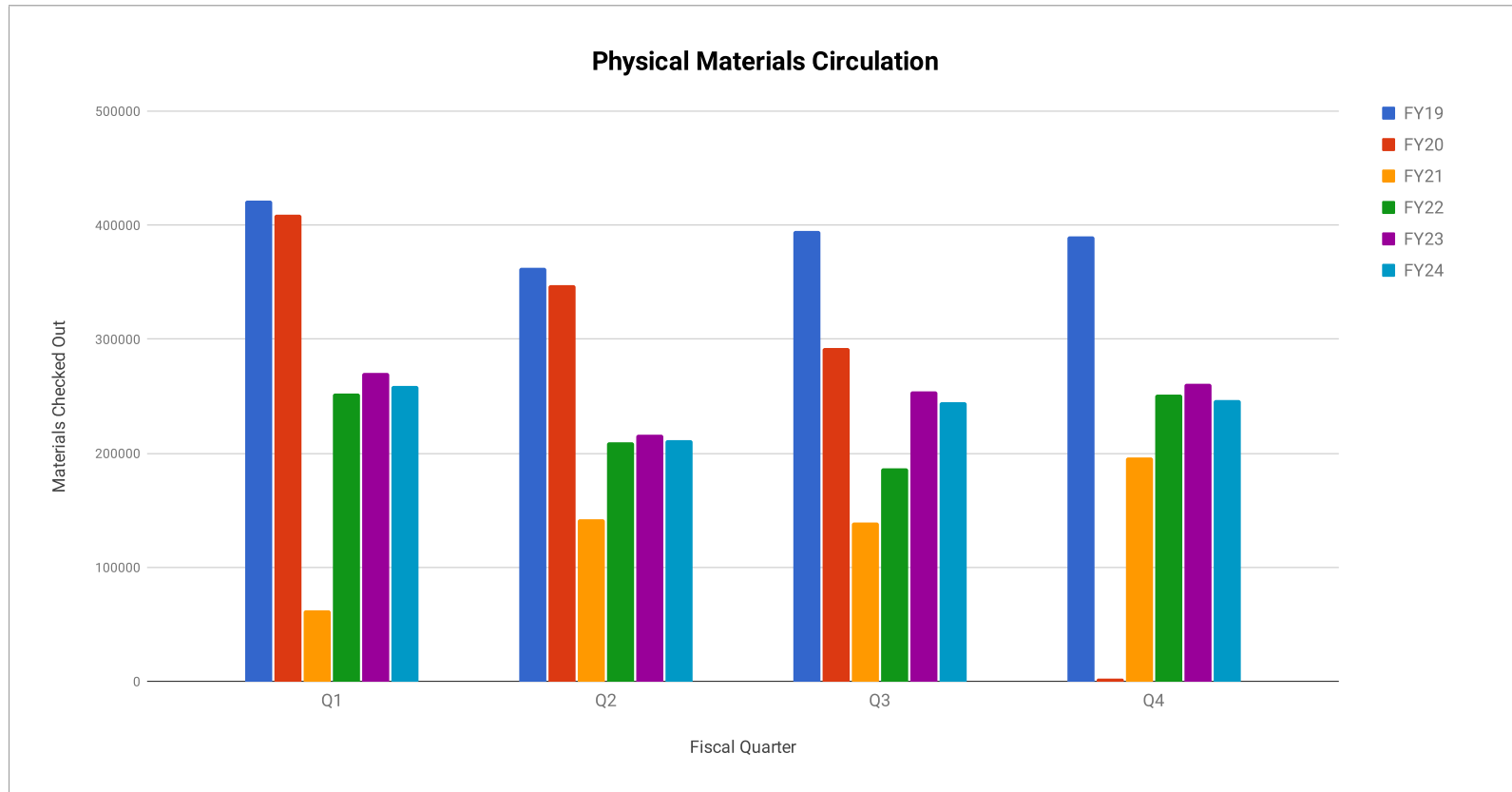
## Circulations of eMaterials

Fiscal Year	eAudioBooks	eBooks	eMagazines	eVideo	Totals
<b>FY23</b>	230,251	247,883	17,444	60,452	556,030
<b>FY24</b>	283,477	262,189	20,570	62,892	629,128
<b>% Change</b>	<b>23.12%</b>	<b>5.77%</b>	<b>17.92%</b>	<b>4.04%</b>	<b>13.15%</b>



## Checkouts of Physical Materials in Branches

Fiscal Year	Fredericksburg	Porter	Howell	Fried	Salem Church	Snow	Towne Centre	Cooper	Montross	Newton	Library on the Go	FOL Bookshop	Total
<b>FY23</b>	204,337	258,247	146,870	423	273,795	54,537	13,058	16,012	14,606	10,213	8,835	913	1,001,846
<b>FY24</b>	197,437	245,994	138,185	258	259,563	54,632	11,425	17,483	14,621	8,924	11,709	1,086	961,317
<b>% Change</b>	<b>-3%</b>	<b>-5%</b>	<b>-6%</b>	<b>-39%</b>	<b>-5%</b>	<b>0%</b>	<b>-13%</b>	<b>9%</b>	<b>0%</b>	<b>-13%</b>	<b>33%</b>	<b>19%</b>	<b>-4%</b>



## FY24 Total Circulation

Checkouts of Physical Materials in Branches	961,317
Checkouts of Physical Materials Outside of Branches	63,532
Circulations of eMaterials	629,128
Renewals	1,258,839
<b>Total Circulation</b>	<b>2,912,816</b>

### FY24 Customers by Jurisdiction

Jurisdictions	Customers	% of Customer Base
Fredericksburg	23,595	9.29%
Spotsylvania	89,981	35.43%
Stafford	116,001	45.67%
Westmoreland	11,754	4.63%
Other	12,664	4.99%
<b>Total</b>	<b>253,995</b>	<b>100.00%</b>

### FY24 Circulation by Jurisdiction

Jurisdictions	Circulation	% of Total Circulation
Fredericksburg	325,529	11.18%
Spotsylvania	1,011,935	34.74%
Stafford	1,279,784	43.94%
Westmoreland	115,476	3.96%
Other	180,092	6.18%
<b>Total</b>	<b>2,912,816</b>	<b>100.00%</b>