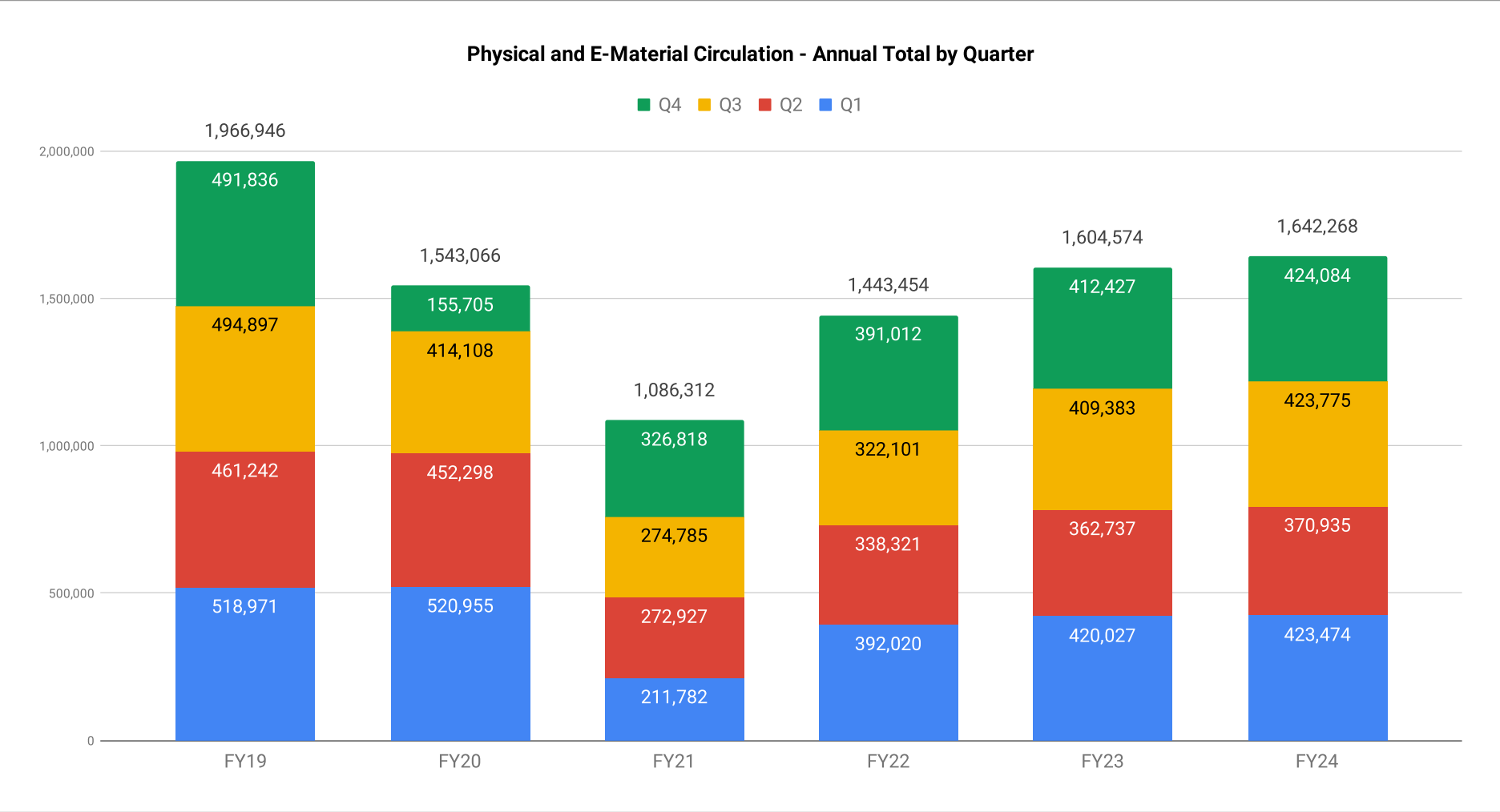


Central Rappahannock Regional Library

Quarterly Circulation Summary Report

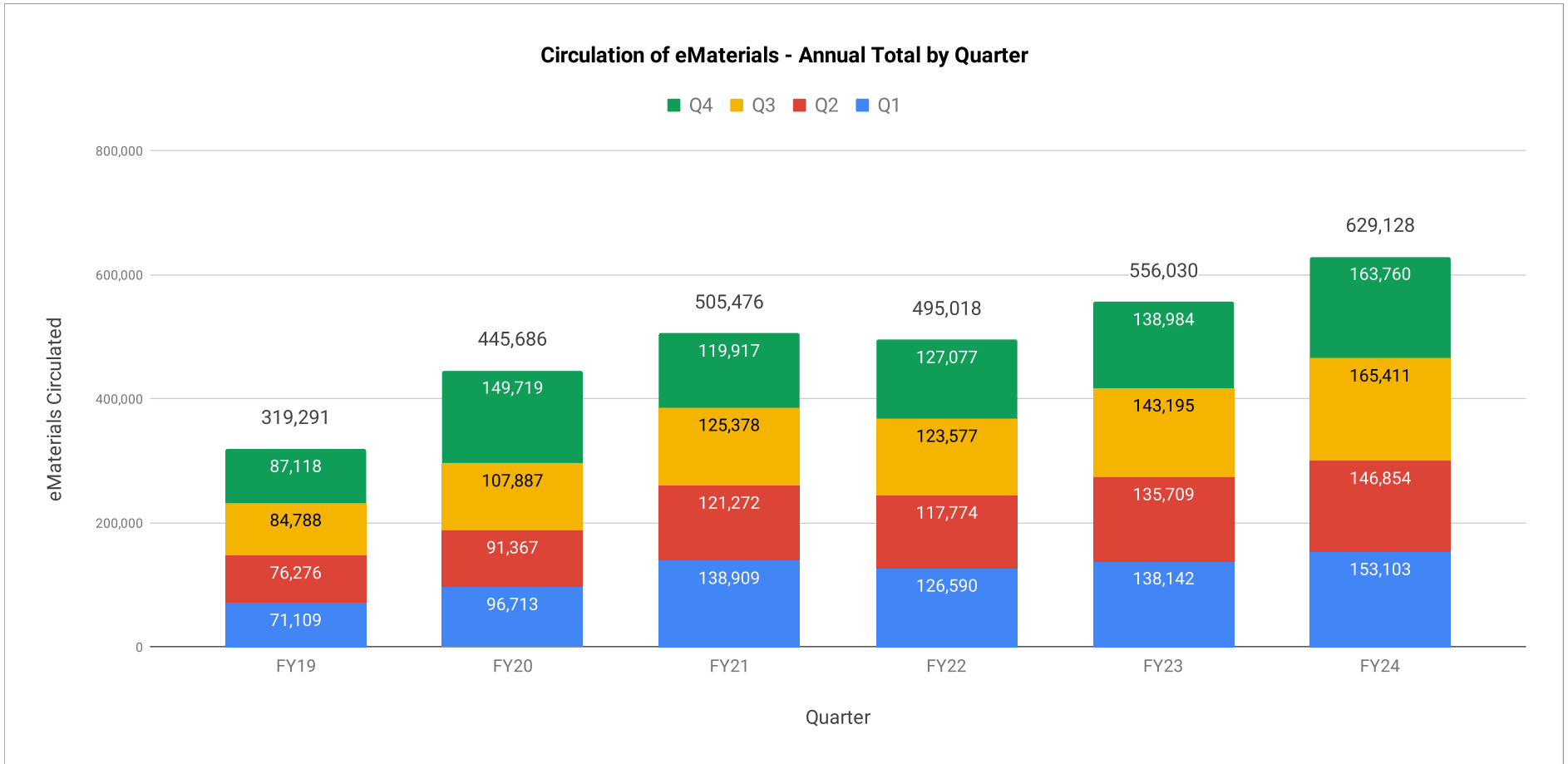
FY24-Q4

Combined Circulation Report



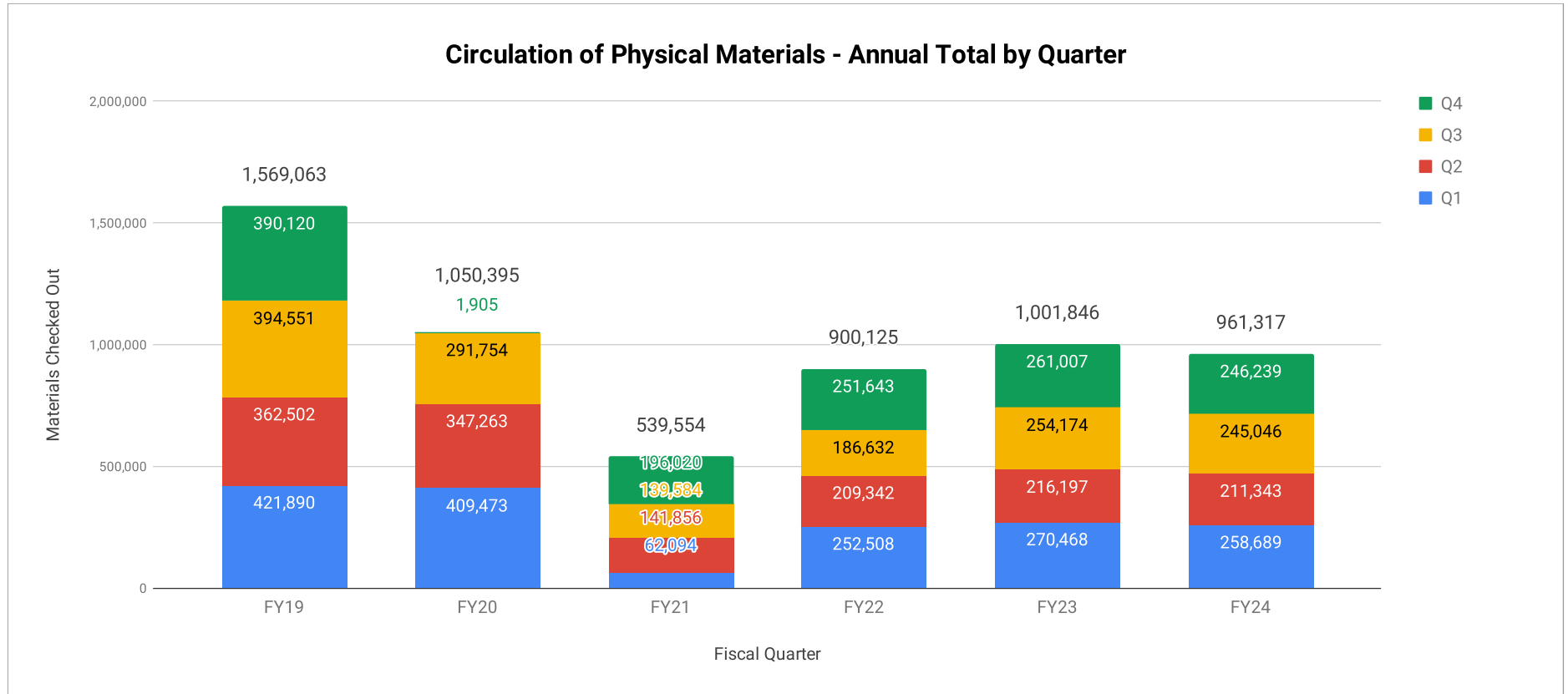
Circulation of eMaterials

| Fiscal Year | Fiscal Quarter | eAudioBooks | eBooks | eMagazines | eVideo | Total |
|-----------------|----------------|--------------|-------------|--------------|--------------|--------------|
| FY23 | Q4 | 59,767 | 61,012 | 4,170 | 14,035 | 138,984 |
| FY24 | Q4 | 76,881 | 65,504 | 5,140 | 16,235 | 163,760 |
| % Change | | 28.6% | 7.4% | 23.3% | 15.7% | 17.8% |



Circulation of Physical Materials

| Fiscal Year | Fiscal Quarter | Fredericksburg | Porter | Howell | Fried | Salem Church | Snow | Towne Centre | Cooper | Montross | Newton | Library on the Go | FOL Bookstore | Total |
|-----------------|----------------|----------------|------------|------------|-------------|--------------|------------|--------------|-----------|-------------|-------------|-------------------|---------------|------------|
| FY23 | Q4 | 53,146 | 68,342 | 37,110 | 111 | 71,093 | 14,240 | 3,517 | 4,090 | 4,185 | 2,444 | 2,552 | 177 | 261,007 |
| FY24 | Q4 | 51,497 | 62,094 | 35,325 | 6 | 66,924 | 13,950 | 2,558 | 4,308 | 3,599 | 1,988 | 3,612 | 378 | 246,239 |
| % Change | | -3% | -9% | -5% | -95% | -6% | -2% | -27% | 5% | -14% | -19% | 42% | 114% | -6% |



FY24-Q4 Total Circulation

| | |
|---|----------------|
| Checkouts of Physical Materials in Branches | 246,239 |
| Talking Books and Checkouts at LAC | 17,697 |
| Circulations of eMaterials | 163,760 |
| Renewals | 295,363 |
| Total Circulation | 723,059 |

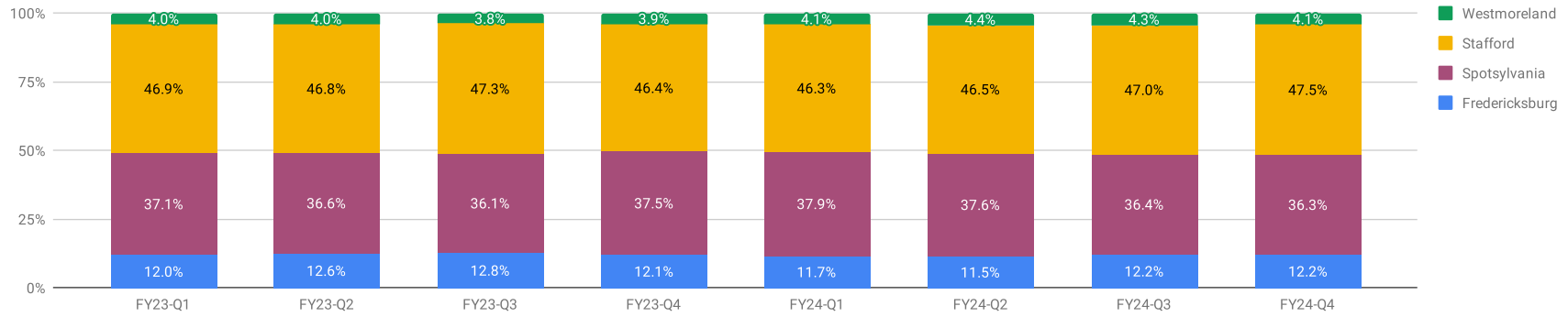
FY24-Q4 Customers by Jurisdiction

| Jurisdictions | Customers | % of Customer Base |
|----------------|----------------|--------------------|
| Fredericksburg | 23,595 | 9.29% |
| Spotsylvania | 89,981 | 35.43% |
| Stafford | 116,001 | 45.67% |
| Westmoreland | 11,754 | 4.63% |
| Other | 12,664 | 4.99% |
| Total | 253,995 | 100.00% |

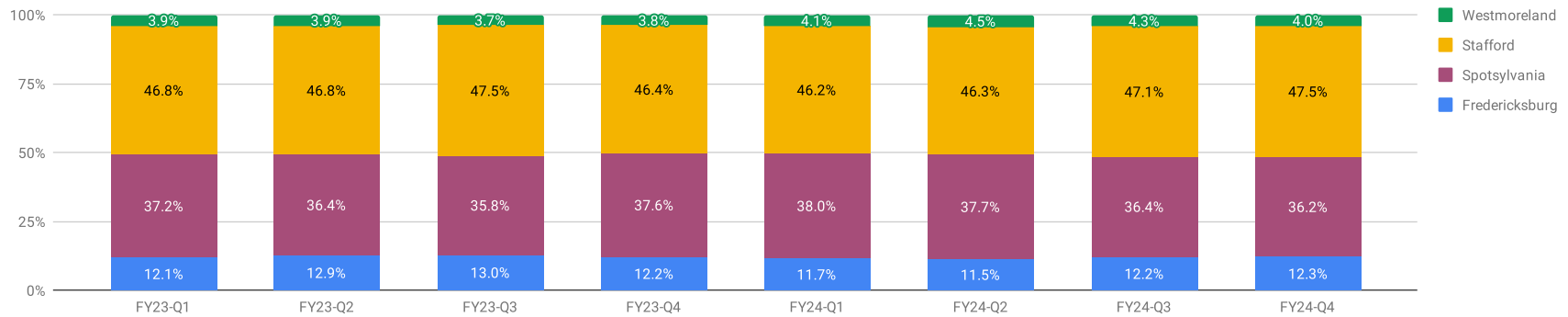
FY24-Q4 Circulation by Jurisdiction

| Jurisdictions | Circulation | % of Total Circulation |
|----------------|----------------|------------------------|
| Fredericksburg | 82,166 | 11.36% |
| Spotsylvania | 245,175 | 33.91% |
| Stafford | 319,901 | 44.24% |
| Westmoreland | 27,302 | 3.78% |
| Other | 48,515 | 6.71% |
| Total | 723,059 | 100.00% |

Overall Circulation Percentages



Circulation percentage of Physical Materials



Circulation Percentage of eMaterials

